

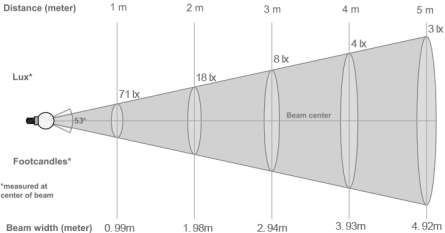

Framer



- installation on Low Voltage Track(48V)
- available in Ø18, Ø28, Ø38 three sizes for different lumen packages
- with metal gobo, manual focusing system and outer fins for adjusting and defining the light beam
- built-in DC/DC converters, offering DALI (DT6&DT8), Triac, Casambi and 0-10V dimmable solutions
- long-stem & short-stem are available for elegant applications

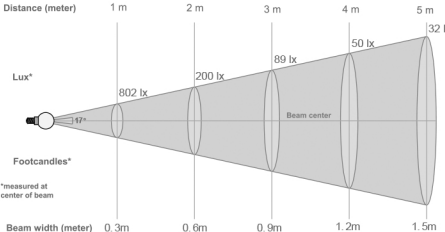
LIGHTING EFFECTS - Ø18

For different shapes through the manual adjustment of external wings Focusing by twisting front ring



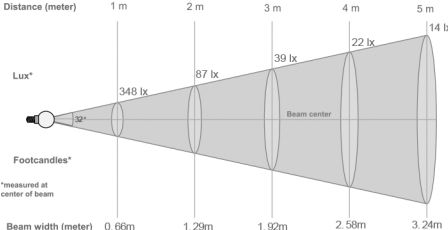

LIGHTING EFFECTS - Ø28

For different shapes through the manual adjustment of external wings Precision adjustment by rotating the body The front adjusting part for the size of shapes, and the second adjusting part for focusing without stray light



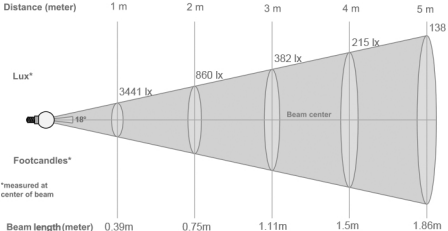

LIGHTING EFFECTS - Ø28

For different shapes through the manual adjustment of external wings Precision adjustment by rotating the body The front adjusting part for the size of shapes, and the second adjusting part for focusing without stray light



LIGHTING EFFECTS - Ø38

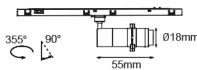
For different shapes through the manual adjustment of external wings Precision adjustment by rotating the body The front adjusting part for the size of shapes, and the second adjusting part for focusing without stray light



TR11.M12-1 (short-stem for low-profile tracks only)



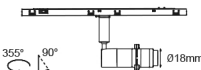
source W	system W	Output	CRI
2W	3.3W	48lm	>90
CCT			
2700K/3000K/4000K			
Finishing			
White/Black			



TR11.M12-1-1



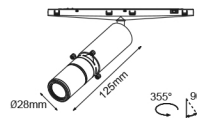
source W	system W	Output	CRI
2W	3.3W	48lm	>90
CCT			
2700K/3000K/4000K			
Finishing			
White/Black			



TR11.M12-2 (short-stem for low-profile tracks only)



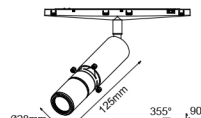
source W	system W	Output	CRI
5.4W	7W	85lm	>90
CCT			
2700K/3000K/4000K/1800-4000K/2700K-6500K			
Finishing			
White/Black			



TR11.M12-2-1



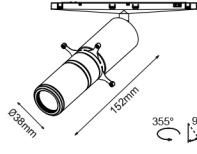
source W	system W	Output	CRI
5.4W	7W	85lm	>90
CCT			
2700K/3000K/4000K/1800-4000K/2700K-6500K			
Finishing			
White/Black			



TR11.M12-3 (short-stem for low-profile tracks only)



source W	system W	Output	CRI
9W	11W	308lm	>90
CCT			
2700K/3000K/4000K/1800-4000K/2700K-6500K			
Finishing			
White/Black			



TR11.M12-3-1



source W	system W	Output	CRI
9W	11W	308lm	>90
CCT			
2700K/3000K/4000K/1800-4000K/2700K-6500K			
Finishing			
White/Black			

