





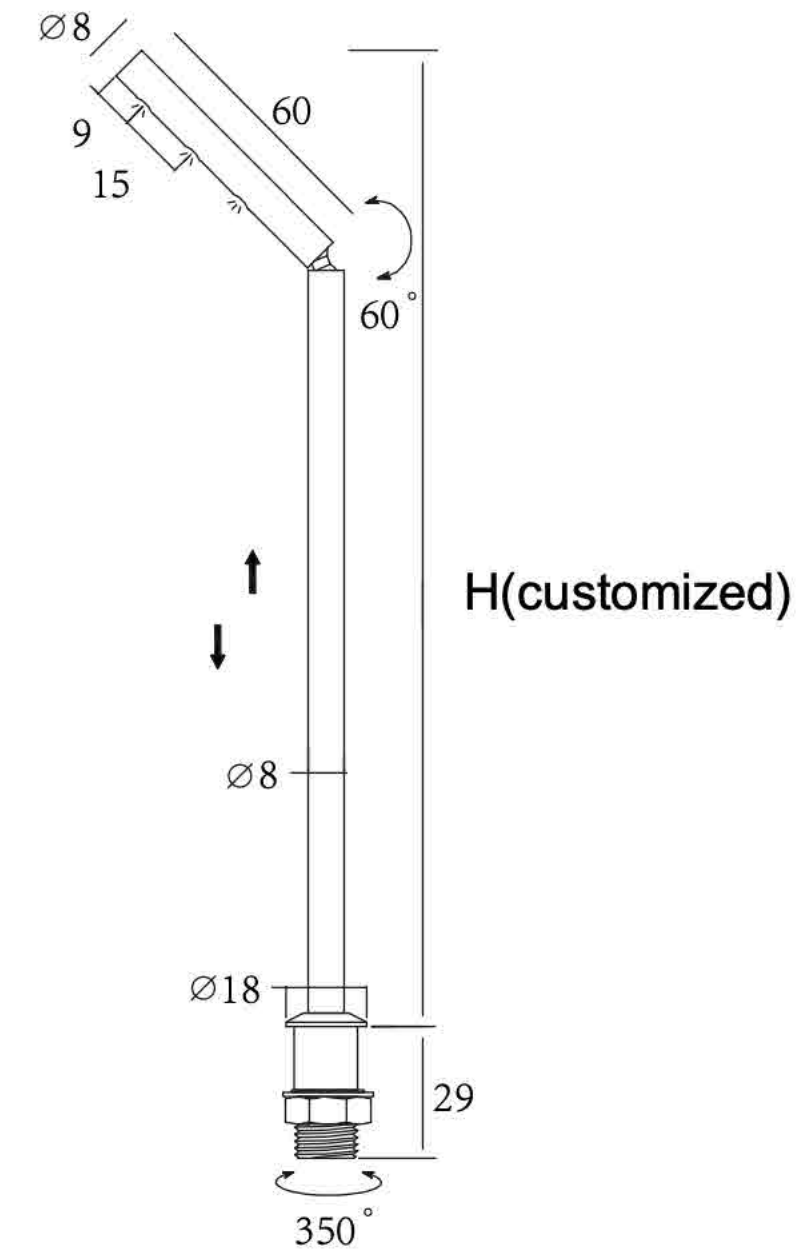








LED

TECH PRO

Low voltage 12V input
 Height adjustable
 Surface color is customizable

-  IP20
-  Class III
-  Ø15mm
-  CRI ■ 80 ■ 90
-  Altamente riciclabile
-  Collegare in Parallelo 12Vdc



Model	Power	Height	Luminous Flux	Input	CCT	Surface Color
JX1001	3x1W	H250mm	210-270lm	70-90lm	<div style="display: flex; flex-wrap: wrap;"> <div style="width: 50%;"> 3000K</div> <div style="width: 50%;"> Siver</div> <div style="width: 50%;"> 4000K</div> <div style="width: 50%;"> Black</div> <div style="width: 50%;"> 6000K</div> <div style="width: 50%;"> Brushed gold</div> </div>	